

Specification

Nominal Voltage	2V	
Capacity(10HR)	2747.0AH (1.8V/cell,20°C)	
Dimension	Length	487±3mm (19.2 inches)
	Width	212±3mm (8.35 inches)
	Container Height	772±3mm (30.4 inches)
	Total Height (with Terminal)	827±3mm (32.56 inches)
Approx Weight	Without Electrolyte	139.0 kg (306.5lbs)
	With Electrolyte	189.0 kg (416.7lbs)
Container Material	SAN transparent container	
Rated Capacity	2747.0 AH/274.7A	(10hr, 1.80V/cell, 20°C/68°F)
	2424.0 AH/484.8A	(5hr, 1.75V/cell, 20°C/68°F)
	2115.0 AH/705.0A	(3hr, 1.75V/cell, 20°C/68°F)
	1650.0 AH/1650.0A	(1hr, 1.60V/cell, 20°C/68°F)
Max. Discharge Current	20000A (5s)	
Internal Resistance (mΩ)	Approx 0.13	
Operating Temp.Range	Discharge : -15~55 C (5~131 F)	
	Charge : 0~45°C (32~113°F)	
	Storage : -15~45°C (5~113°F)	
Type and number of poles	M8/6	
Charging	Floating voltage: 2.23V~2.25V at 20°C(68°F)Temp.	
	Boost charge: 2.30V~2.40V at 20°C(68°F)Temp.	
	Charging current(max.): 0.1CA	
	Temp.Coefficient -3mV/°C	
Capacity affected by Temperature	40°C (104°F)	103%
	25°C (77°F)	100%
	0°C (32°F)	86%
Self Discharge (4% per month)	OPzS batteries may be stored for up to 6 months at 20°C(68°F) and then a freshening charge is required. For higher temperatures the time interval will be shorter.	

Applications

- ◆ Telecommunications.
- ◆ Radio and cellular telephone relay stations.
- ◆ Emergency lighting systems.
- ◆ Power stations, Conventional power stations,
- ◆ Alternative power (solar , wind)
- ◆ Large UPS and computer back-up.
- ◆ Railway signalling.
- ◆ Maritime standby power on ships and ashore.
- ◆ Standby power
- ◆ Buoy lighting.
- ◆ Long service life, Designed life: 20 years.

Constant Current Discharge (Amperes) at 20 °C (68°F)

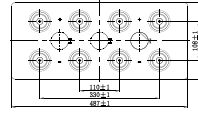
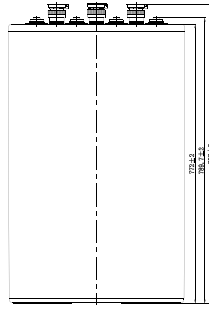
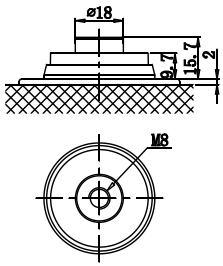
F.V/Time	30min	45min	1h	1.5h	2h	3h	4h	5h	6h	8h	10h	20h
1.60V/cell	2457.4	1956.7	1650.0	1266.7	1037.5	767.1	610.0	511.7	445.4	355.6	293.3	158.7
1.65V/cell	2300.1	1840.0	1572.5	1228.3	1007.5	741.7	600.0	505.6	440.0	350.0	290.0	156.4
1.70V/cell	2097.6	1733.3	1492.5	1180.0	975.0	726.7	590.0	497.3	433.3	343.8	285.0	154.5
1.75V/cell	1872.7	1593.3	1387.5	1118.3	937.5	705.0	575.0	484.8	425.4	338.1	281.8	152.5
1.80V/cell	1576.0	1380.0	1271.0	1048.3	882.7	676.7	553.5	468.6	412.1	328.3	274.7	150.5
1.85V/cell	1260.4	1140.0	1061.4	933.3	812.5	630.0	520.0	442.5	388.0	314.4	264.0	145.3

Constant Power Discharge (Watts) at 20 °C (68°F)

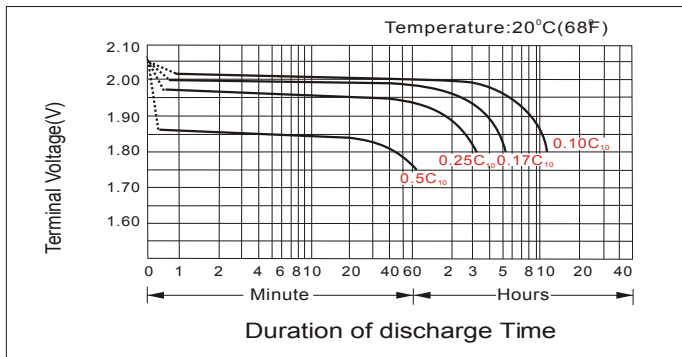
F.V/Time	30min	45min	1h	1.5h	2h	3h	4h	5h	6h	8h	10h	20h
1.60V/cell	4194.8	3424.2	2929.6	2277.1	1886.7	1404.9	1127.0	951.9	833.9	668.7	553.7	300.9
1.65V/cell	4011.6	3258.1	2815.1	2219.3	1841.3	1365.2	1114.1	945.2	828.0	661.5	550.3	298.0
1.70V/cell	3708.5	3101.5	2692.0	2146.1	1789.6	1344.0	1099.2	933.6	818.1	652.2	542.6	295.4
1.75V/cell	3366.6	2881.3	2526.4	2048.6	1733.3	1312.2	1076.8	914.2	805.8	643.7	539.1	292.9
1.80V/cell	2871.8	2533.5	2343.9	1942.6	1646.6	1269.1	1042.6	888.0	785.4	628.4	528.2	290.6
1.85V/cell	2335.6	2123.4	1986.1	1753.1	1532.5	1194.2	989.6	845.8	745.4	606.5	511.7	282.9

Dimensions

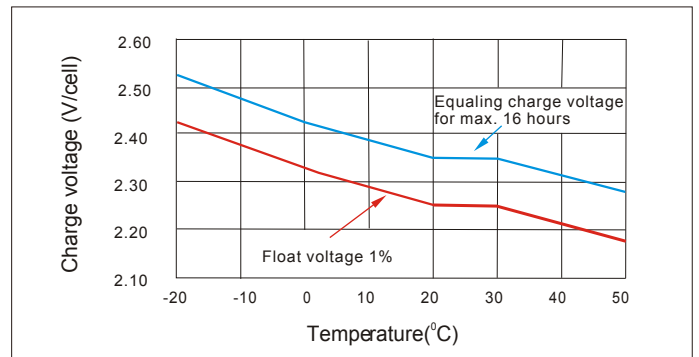
Terminal



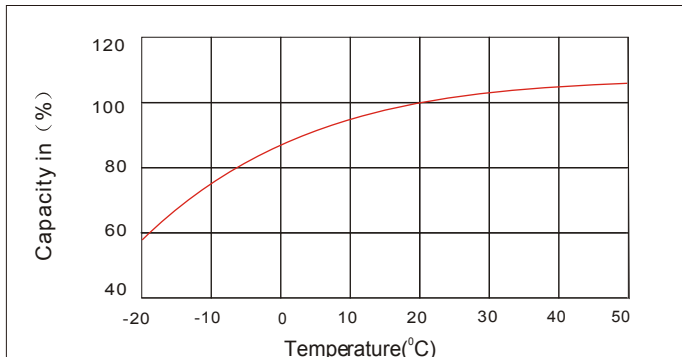
Discharge Characteristics



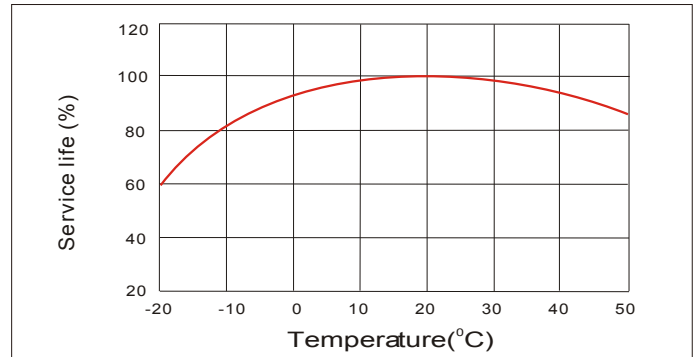
Charge voltage Vs ambient temperature curve



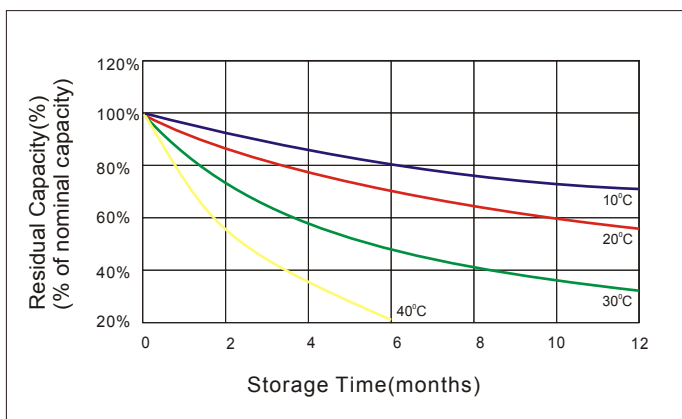
Discharge capacity Vs Ambient temperature curve (1I0A)



Relation curves of service life and ambient temperature



Self Discharge Characteristics



- A** No supplementary charge required (Carry out supplementary charge before use if 100% capacity is required.)
- B** Supplementary charge required before use. Optional charging way as below :
 - 1.Charged for above 3 days at current 0.1CA and constant volatge 2.25V/cell.
 - 2.Charged for above 20hours at current 0.1CA and constant volatge 2.45V/cell.
 - 3.Charged for 8~10hours at limited current 0.05CA .
- C** Supplementary charge may often fail to recover the capacity. The battery should never be left standing till this is reached.