OPzS2-800

Specification

Nominal Voltage	2V
Capacity(10HR)	857.0AH (1.8V/cell,20°C)
Dimension	Length 191±2mm (7.52 inches) Width 210±3mm (8.27 inches) Container Height 646±3mm (25.4 inches) Total Height (with Terminal) 701±3mm (27.6 inches)
Approx Weight	Without Electrolyte 47.0 kg (103.6lbs) With Electrolyte 63.0 kg (138.9lbs)
Container Material	SAN transparent container
Rated Capacity	857.0 AH/85.7A (10hr,1.80V/cell,25°C/77°F) 755.0 AH/151.0A (5hr,1.75V/cell,25°C/77°F) 643.2 AH/214.4A (3hr,1.75V/cell,25°C/77°F) 507.2 AH/507.2A (1hr,1.60V/cell,25°C/77°F)
Max. Discharge Current	6400A (5s)
Internal Resistance (mΩ)	Approx 0.35
Operating Temp.Range	Discharge : -15～55°C (5～131°F) Charge : 0～45°C (32～113°F) Storage : -15～45°C (5～113°F)
Type and number of poles	M8/4
Charging	Floating voltage: 2.23V~2.25V at 20°C(68°F)Temp. Boost charge: 2.30V~2.40V at 20°C(68°F)Temp. Charging current(max.): 0.1CA Temp.Coefficient -3mV/°C
Capacity affected by Temperature	40°C (104°F) 103% 25°C (77°F) 100% 0°C (32°F) 86%
Self Discharge (4% per month)	OPzS batteries may be stored for up to 6 months at 20°C(68°F) and then a freshening charge is required. For higher temperatures the time interval will be shorter.

Applications

- Telecommunications.
- Radio and cellular telephone relay stations.
- Emergency lighting systems.
- Power stations, Conventional power stations,
- Alternative power (solar , wind)
- Large UPS and computer back-up.
- Railway signalling.
- Maritime standby power on ships and ashore.
- Standby power
- Buoy lighting.
- Long service life, Designed life: 20 years.

Constant Current Discharge (Amperes) at 20 °C (68°F)

F.V/Time	30min	45min	1h	1.5h	2h	3h	4h	5h	6h	8h	10h	20h
1.60V/cell	776.0	613.3	507.2	385.1	312.0	233.5	189.9	160.5	139.2	110.7	91.3	49.9
1.65V/cell	716.8	579.2	485.6	373.3	303.6	227.7	186.6	157.6	137.1	108.9	89.6	49.2
1.70V/cell	652.8	542.9	464.0	358.4	293.6	221.6	183.0	155.0	134.9	106.9	88.2	48.6
1.75V/cell	608.0	512.0	435.2	342.9	284.4	214.4	177.6	151.0	132.0	105.1	87.0	47.9
1.80V/cell	537.3	464.0	400.0	322.1	269.7	206.0	170.7	145.4	129.3	103.0	85.7	47.1
1.85V/cell	429.7	374.4	334.0	283.7	246.4	193.3	161.8	138.7	122.0	97.8	81.6	45.7

Constant Power Discharge (Watts) at 20 °C (68°F)

F.V/Time	30min	45min	1h	1.5h	2h	3h	4h	5h	6h	8h	10h	20h
1.60V/cell	1324.6	1073.3	900.5	692.2	567.4	427.7	350.9	298.5	260.6	208.2	172.3	94.7
1.65V/cell	1250.2	1025.6	869.3	674.5	554.9	419.2	346.5	294.7	257.9	205.8	170.0	93.8
1.70V/cell	1154.2	971.5	836.9	651.8	538.9	409.9	340.9	291.0	254.8	202.8	168.0	92.9
1.75V/cell	1093.0	925.9	792.4	628.2	525.8	399.0	332.6	284.8	250.0	200.0	166.3	92.1
1.80V/cell	979.1	851.9	737.6	596.9	503.1	386.3	321.6	275.5	246.4	197.2	164.8	91.0
1.85V/cell	796.3	697.4	625.1	532.9	464.7	366.5	307.9	265.1	234.3	188.7	158.1	89.0

Dimensions

Terminal

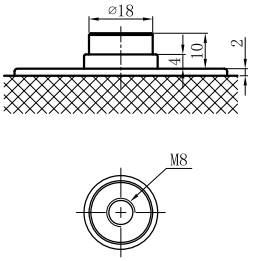

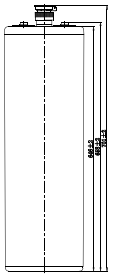

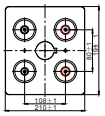

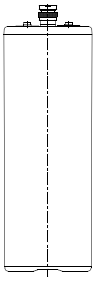

Discharge Characteristics

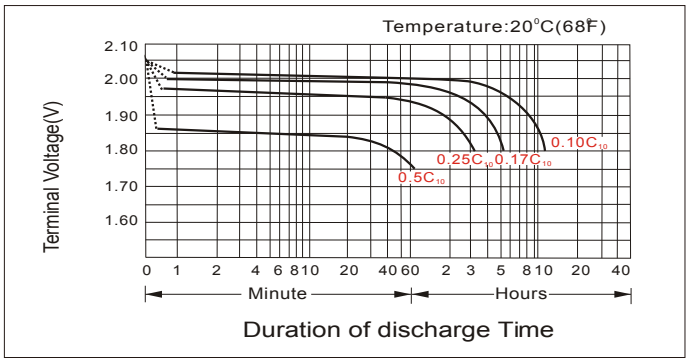

Charge voltage Vs ambient temperature curve

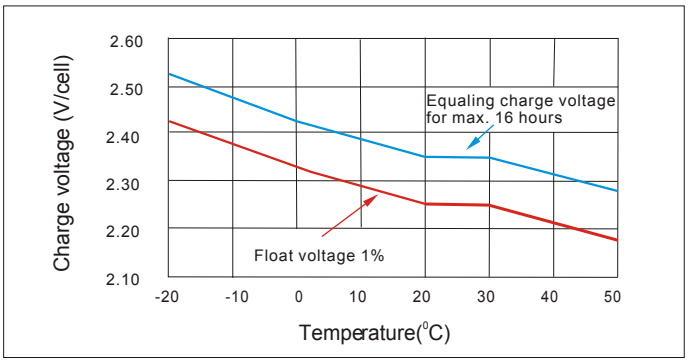

Discharge capacity Vs Ambient temperature curve (I10A)

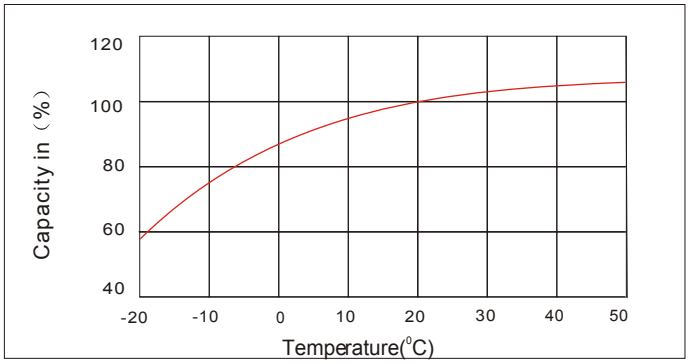

Relantion curves of service life and ambient temperature

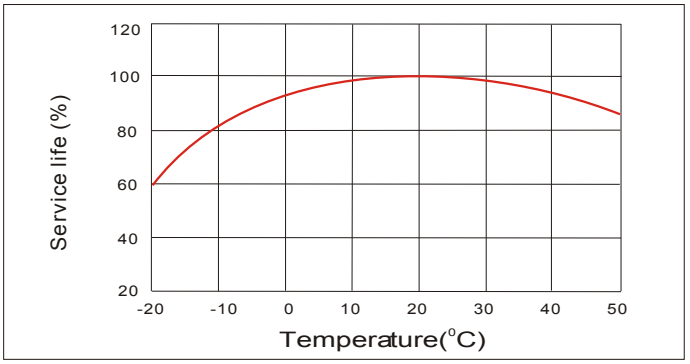

Self Discharge Characteristics

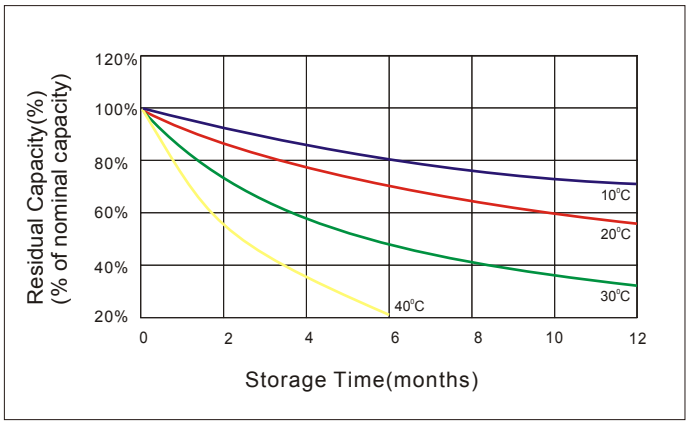

A

No supplementary charge required
(Carry out supplementary charge before use if

B

100% capacity is required.)
Supplementary charge required before use. Optional charging way as below:
1.Charged for above 3 days at current 0.1CA and constant volatge 2.25V/cell.
2.Charged for above 20hours at current 0.1CA and constant volatge 2.45V/cell.

C

3.Charged for 8~10hours at limited current 0.05CA.
Supplementary charge may often fail to recover the capacity.
The battery should never be left standing till this is reached.