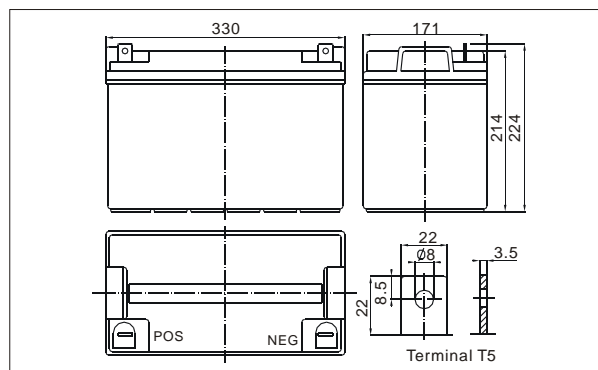


TC12-100-E

● Outer dimensions (mm)



TianChang sealed lead-acid rechargeable battery (VRLA battery) is leak-proof and maintenance free. The Superiority of VRLA battery is derived from its uniquely efficient oxygen recombination technology. The oxygen evolved from the positive plates diffuses through the micro porous glass fiber mat to the negative plates where it is changed back to water by recombination reaction, eliminating the need for water addition. The result is a maintenance free battery.

● Battery Construction

Component	Positive plate	Negative plate	Container	Cover	Safety valve	Terminal	Separator	Electrolyte
Raw material	Lead dioxide	Lead	ABS	ABS	Rubber	Copper	Fiberglass	Sulfuric acid

● General Features

- Absorbent Glass Mat (AGM) technology for efficient gas recombination of up to 99% and freedom from electrolyte maintenance or water adding.
- Not restricted for air transport-complies with IATA/ICAO Special Provision A67.
- UL-recognized component.
- Can be mounted in any orientation.
- Computer designed lead, calcium tin alloy grid for high power density.
- Long service life, float or cyclic applications.
- Maintenance-free operation.
- Low self discharge.

● Application

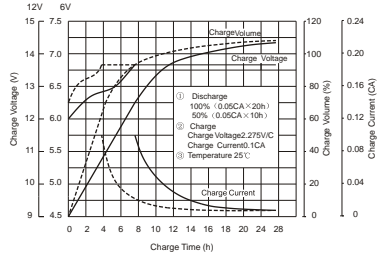
- Alarm System
- Medical Equipment
- Cable Television
- Control Equipment
- UPS
- Communication Equipment
- Toys
- Emergency power System
- Power Tools
- Security System

● Specifications

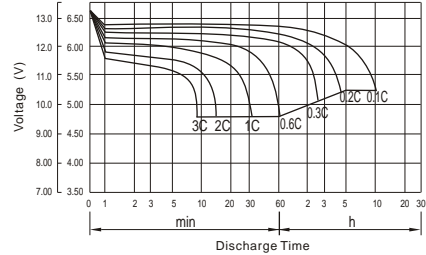
Nominal Voltage		12V
Capacity (10 hr 25°C)		100Ah
Design Life		10 Years
Dimensions	Length	330 mm (12.99 inch)
	Width	171 mm (6.73inch)
	Height	214 mm (8.43 inch)
	Total Height	224 mm (8.82 inch)
Approx. Weight		29 Kg
Capacity 25°C (77°F)	10 hr rate	100Ah
	3 hr rate	80Ah
	1 hr rate	65Ah
Internal Resistance (Full charged Battery at 25°C (77°F))		4.5m Ω

Capacity affected by Temperature (20hr)	40°C	102%
	25°C	100%
	0°C	85%
	-15°C	65%
Self-Discharge at 25°C	3 month	Remaining capacity: 91%
	6 month	Remaining capacity: 82%
	12 month	Remaining capacity: 65%
Normal operating temperature		25°C ± 3°C (77°F ± 5°F)
Operating temperature range		-15°C ~ 50°C (5 ~ 122°F)
Float charging voltage (25°C)		13.60 to 13.80V
Cyclic charging voltage (25°C)		14.50 to 14.90V
Maximum charging current		30A
Terminal material		Copper
Maximum Discharge current		800A (5sec)

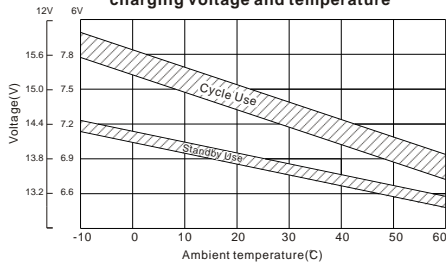
Charge characteristic Curve for standby use



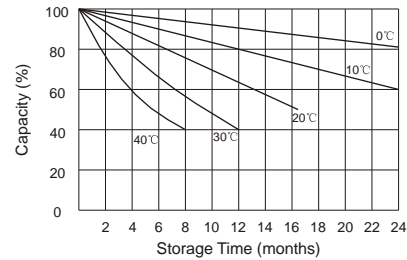
Discharge characteristic (25°C/77°F)



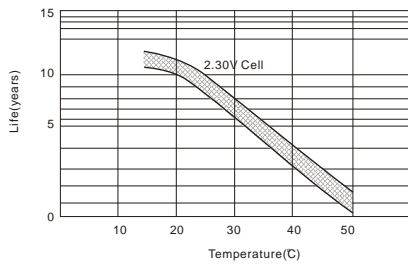
Relationship between charging voltage and temperature



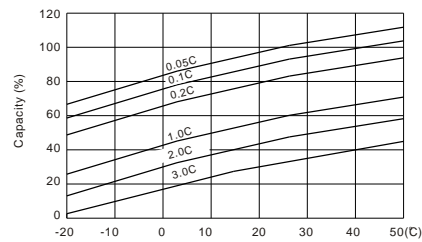
Self-discharge characteristic



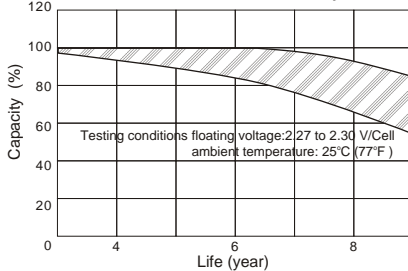
Temperature effects on float life



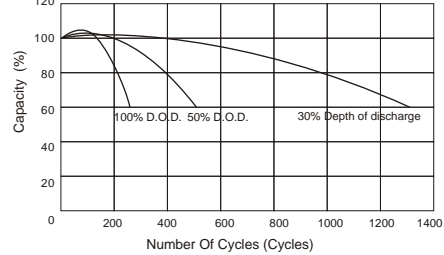
Temperature effects on capacity



Life characteristics of Standby use



Cycle service life in relation to depth of discharge



Discharge Constant Current (Amperes at 77°F/25°C)

F.V/Time	5MIN	10MIN	15MIN	30MIN	1HR	2HR	3HR	4HR	5HR	8HR	10HR	20HR
9.60V	320.7	226.9	181.4	112.7	65.00	38.89	26.88	22.03	18.03	12.42	10.50	5.777
10.0V	311.4	215.8	177.7	110.8	64.70	38.60	26.78	21.93	17.93	12.32	10.40	5.672
10.2V	302.2	208.2	174.9	109.8	64.10	38.31	26.57	21.83	17.82	12.22	10.30	5.567
10.5V	271.3	192.1	166.5	107.1	63.50	38.02	26.47	21.62	17.61	12.12	10.20	5.462
10.8V	244.9	175.2	153.5	102.4	62.00	37.33	25.75	21.11	17.29	11.92	10.10	5.357
11.1V	209.1	156.6	137.7	95.91	58.90	35.68	24.62	20.09	16.55	11.41	9.796	5.041

Discharge Constant Power (Watts at 77°F/25°C)

F.V/Time	5MIN	10MIN	15MIN	30MIN	1HR	2HR	3HR	4HR	5HR	8HR	10HR	20HR
9.6V	3317	2416	1996	1284	751.1	458.4	319.9	262.6	215.1	148.3	125.5	69.26
10.0V	3251	2342	1964	1269	749.3	456.0	320.0	262.3	214.6	147.6	124.7	68.06
10.2V	3214	2280	1941	1260	743.5	453.3	318.6	261.7	213.9	146.6	123.6	66.80
10.5V	2926	2123	1852	1230	736.8	450.0	317.4	259.3	211.3	145.4	122.4	65.54
10.8V	2665	1957	1712	1179	723.2	444.2	308.7	253.4	207.5	143.0	121.2	64.28
11.1V	2341	1770	1541	1108	692.3	427.7	295.4	241.1	198.6	136.9	117.6	60.50

(Note) The above characteristics data are average values.