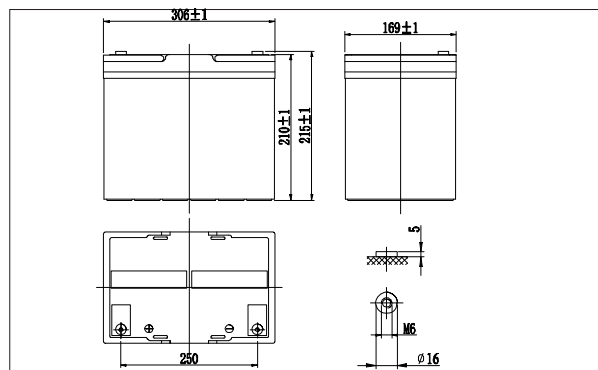


● **Outer dimensions (mm)**



TianChang sealed lead-acid rechargeable battery (VRLA battery) is leak-proof and maintenance free. The Superiority of VRLA battery is derived from its uniquely efficient oxygen recombination technology. The oxygen evolved from the positive plates diffuses through the micro porous glass fiber mat to the negative plates where it is changed back to water by recombination reaction, eliminating the need for water addition. The result is a maintenance free battery.

● **Battery Construction**

Component	Positive plate	Negative plate	Container	Cover	Safety valve	Terminal	Separator	Electrolyte
Raw material	Lead dioxide	Lead	ABS	ABS	Rubber	Copper	Fiberglass	Sulfuric acid

● **General Features**

- Absorbent Glass Mat (AGM) technology for efficient gas recombination of up to 99% and freedom from electrolyte maintenance or water adding.
- Not restricted for air transport-complies with IATA/ICAO Special Provision A67.
- UL-recognized component.
- Can be mounted in any orientation.
- Computer designed lead, calcium tin alloy grid for high power density.
- Long service life, float or cyclic applications.
- Maintenance-free operation.
- Low self discharge.

● **Application**

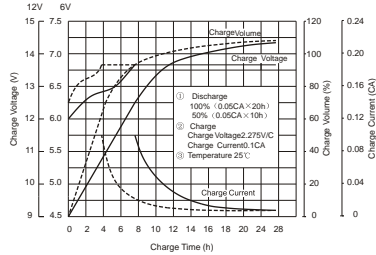
- Alarm System
- Medical Equipment
- Cable Television
- Control Equipment
- UPS
- Communication Equipment
- Toys
- Emergency power System
- Power Tools
- Security System

● **Specifications**

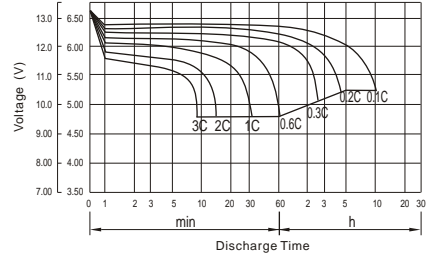
Nominal Voltage		12V
Capacity (10 hr 25°C)		90Ah
Design Life		10 Years
Dimensions	Length	306 mm
	Width	169 mm
	Height	210 mm
	Total Height	215 mm
Approx. Weight		26.2 Kg (57.77lbs)
Capacity 25°C (77°F)	10 hr rate	90Ah
	3 hr rate	72Ah
	1 hr rate	58.5Ah
Internal Resistance (Full charged Battery at 25°C (77°F))		5.0m Ω

Capacity affected by Temperature (20hr)	40°C	102%
	25°C	100%
	0°C	85%
	-15°C	65%
Self-Discharge at 25°C	3 month	Remaining capacity: 91%
	6 month	Remaining capacity: 82%
	12 month	Remaining capacity: 65%
Normal operating temperature		25°C ± 3°C (77°F ± 5°F)
Operating temperature range		-15°C ~ 50°C (5 ~ 122°F)
Float charging voltage (25°C)		13.60 to 13.80V
Cyclic charging voltage (25°C)		14.50 to 14.90V
Maximum charging current		27A
Terminal material		Copper
Maximum Discharge current		800A (5sec)

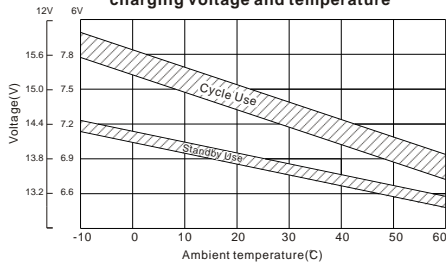
Charge characteristic Curve for standby use



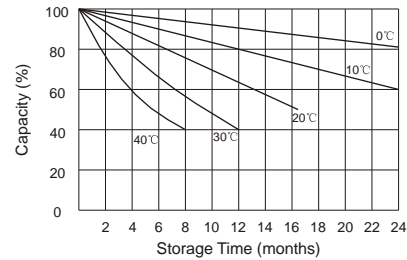
Discharge characteristic (25°C/77°F)



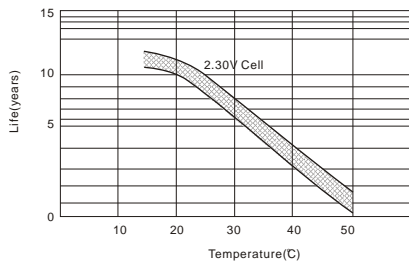
Relationship between charging voltage and temperature



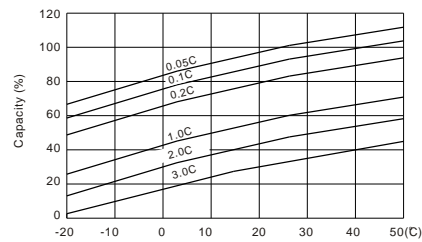
Self-discharge characteristic



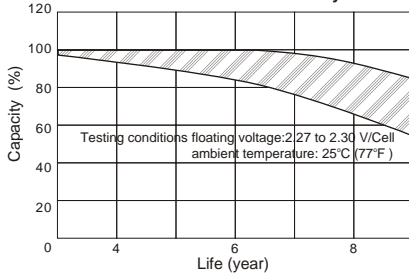
Temperature effects on float life



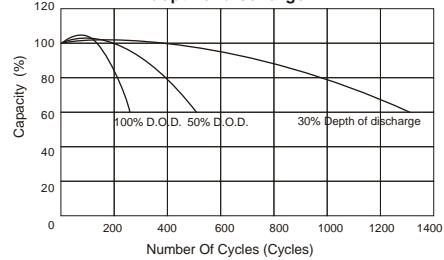
Temperature effects on capacity



Life characteristics of Standby use



Cycle service life in relation to depth of discharge



Discharge Constant Current (Amperes at 77°F/25°C)

F.V/Time	5MIN	10MIN	15MIN	30MIN	1HR	2HR	3HR	4HR	5HR	8HR	10HR	20HR
9.60V	301.6	222.0	173.1	105.5	58.50	34.98	24.16	20.01	16.85	11.51	9.55	5.09
10.0V	292.8	211.3	169.5	103.7	58.23	34.72	24.07	19.92	16.75	11.41	9.45	5.00
10.2V	284.2	203.8	166.9	101.7	57.69	34.46	23.88	19.83	16.65	11.32	9.36	4.91
10.5V	255.2	188.1	158.9	101.0	57.15	34.20	23.79	19.64	16.45	11.23	9.27	4.82
10.8V	230.3	171.5	146.5	99.2	55.80	33.58	23.14	19.18	16.15	11.04	9.18	4.72
11.1V	196.6	153.3	131.4	92.9	53.01	32.09	22.12	18.25	15.46	10.57	8.90	4.44

Discharge Constant Power (Watts at 77°F/25°C)

F.V/Time	5MIN	10MIN	15MIN	30MIN	1HR	2HR	3HR	4HR	5HR	8HR	10HR	20HR
9.60V	3181	2365	1887	1184	676	412.4	287.5	238.5	201.0	137.4	114.1	61.07
10.0V	3119	2292	1857	1169	674	410.2	287.6	238.2	200.5	136.7	113.3	60.01
10.2V	3083	2232	1836	1161	669	407.7	286.3	237.7	199.8	135.9	112.3	58.90
10.5V	2807	2078	1751	1153	663	404.7	285.2	235.5	197.4	134.7	111.2	57.78
10.8V	2556	1916	1618	1134	651	399.6	277.5	230.1	193.9	132.5	110.1	56.67
11.1V	2245	1732	1457	1068	623	384.7	265.5	219.0	185.5	126.9	106.8	53.34

(Note) The above characteristics data are average values.